

HOW TO PURCHASE A MEAL PLAN:

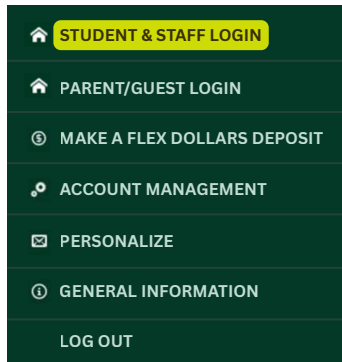
1

Scan the QR code to visit Sacramento State Campus Dining Account




2

Click the Menu Icon ☰
Click Student and Staff Login



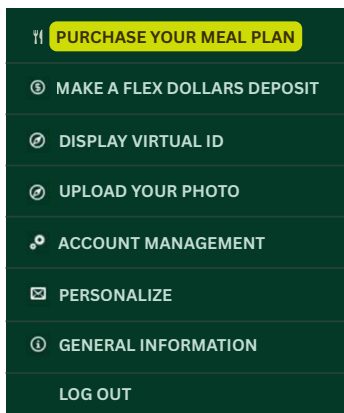
3

Log in using your campus credentials



4

Click the Menu Icon ☰
Click Purchase Your Meal Plan



5

Click Spring 2026



Then click Add



6

Select your Meal Plan!

Please select an option:

☐ Spring 50 Block

☐ Spring All Flex 200

☐ Spring All Flex 650

☐ Spring All Flex 75

☐ Spring All Flex 800

☐ Spring Unlimited



csus.mydininghub.com
@HornetsDining

Questions? Please contact Campus Dining Services at uei-dsinfo@csus.edu